




CHARTERIS
TREASURY PORTFOLIO
MANAGERS LIMITED

HC CHARTERIS STRATEGIC BOND FUND

An Innovative Fixed Income Strategy

Fund Brochure



*For Professional investors and authorised wealth advisors information only.
This document is issued by Charteris Treasury Portfolio Managers*

Investment aims and Structure

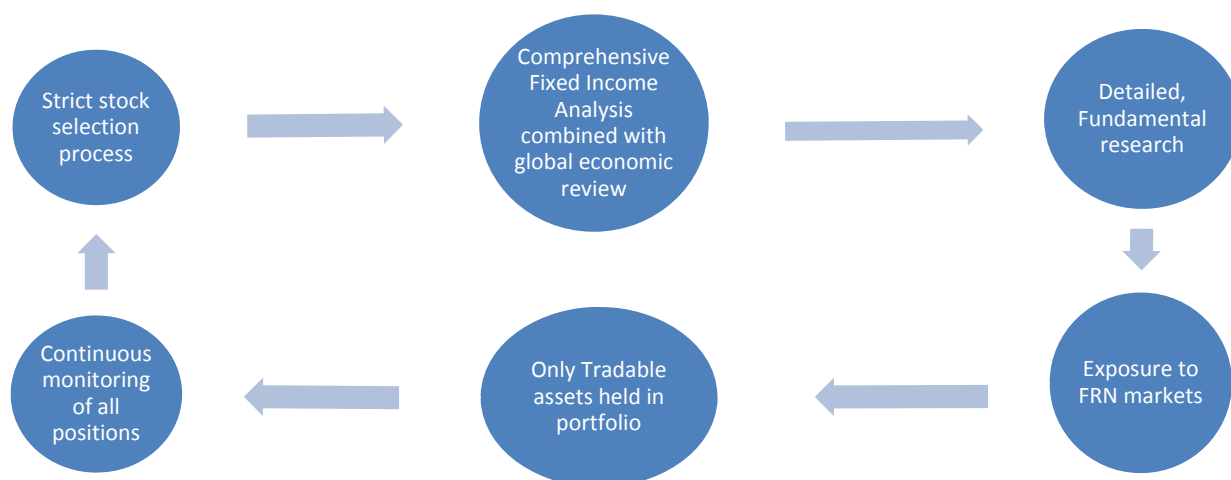
This is a UCITS Fund which seeks to preserve capital in a market with a lot of asymmetric risk. Also aims to provide a competitive yield to existing conventional Bond funds.

Investment strategy

- ➔ Fund has been specifically designed for a period of rising interest rates
- ➔ Fund denominated in sterling but can invest up to 30% in US Dollar & Euro denominated Bonds
- ➔ Yield on the Portfolio rises as interest rates increase plus potential capital gains on Perpetual Floating Rate Notes offset potential losses on UK Gilts
- ➔ All assets contained inside the portfolio are liquid and tradable in the secondary market
- ➔ The Fund can only hold a maximum of 10% in cash at any one time. Other 90% is fully invested in short dated UK conventional Gilts, Perpetual/Redeemable Floating Rate Notes and high yielding UK Equities.


Investment process

- ➔ Approximately 40% of the portfolio will be in short dated UK Conventional Gilts.
- ➔ Approximately 40% of the portfolio will be in Floating Rate Notes (FRNs). These will be split between Redeemable FRNs (which are in Sterling) and Perpetual FRNs (which are split between Sterling and US Dollar)
- ➔ Stock selection is limited to high yielding stocks but their Dividend cover/ratio consistently monitored.



Risk & Reward Profile

Stock Holdings	Fundamental Research	Qualitative bottom up analysis and objectivity
Diversification	Sector Position Limit	IA Strategic Bond Sector 15%
Methodology	Cash Limit Strategy	10% Long-only. No shorting or Hedging of any security
Risk Management	Independent verification Daily Review Information systems	All positions of Fund are constantly monitored by the compliance at Host Capital [ACD] as well as compliance team at Citibank [Depository] Daily reporting & review of the Fund Bloomberg, Financial Express & Pro-Quote Systems



This Fund is classified in the Level 3 category. This is due to historical price movement of such investments.

Fund performance

	01/11/17 - 30/11/17
Charteris Strategic Bond - Inst Acc	- 0.83 %

- Launched Q4 of 2017
- A Charteris managed Gilt Fund top of IA Gilt Sector 07/09/13*
- Ian Williams has been a Citywire A rated manager and was a Trustnet Alpha Manager for 2011

Fund Managers



Ian Williams – Chartered FCSI, Chartered Wealth Manager

Ian has spent the past 35 years trading equities commodities and G7 government bonds, covering sales, research, market making and proprietary trading. Formerly a member of the London Stock Exchange before joining Chase Manhattan Bank (now JP Morgan). He then worked for Dresdner Kleinwort Benson and Guinness Mahon (now Investec) before becoming Chairman and Chief Executive of Charteris Treasury Portfolio Managers.

Terry Farrow – Chartered MSCI, ACIB, APFS, CFP

Terry Farrow has over 40 years experience in Investment Markets. Terry has spent the last 25 years predominately trading equities. Prior to that, Terry was employed at Barclays Bank & Standard Chartered Bank trading bonds, Foreign Exchange and a range of derivatives. Terry has a G70 Investment Portfolio Management qualification amongst other professional qualifications that he has achieved.



About Charteris

Charteris Treasury Portfolio Managers Ltd was established in 1984 as an investment management company. Charteris is authorised and regulated by Financial Conduct Authority. (FCA Number 114952)

The investment team has more than 200 years of experience of global financial markets

Can be found on the web and across social media

www.charteris.co.uk



* Source Financial Express

Q & A

How is this Fund different from other Bond funds?
The fund is specifically designed to provide an innovative fixed income strategy for a period of rising interest rates or a bear market in traditional bonds (rising yields). The fund's top priority is to help preserve capital in a market where a lot of asymmetric risk currently exists given yields are close to 300 year low compared to equities.

What is your competitive edge with regards to FRNs?
Floating Rate Notes are issued by financial institutions and governments and typically have a two-to-five year term to maturity. FRNs make up a significant component of the US investment grade bond market and usually more popular with investors when interest rates are expected to increase. Compared to fixed-rate debt instruments, floaters can protect investors against a rise in interest rates due to the traditional inverse relationship with bond prices.

What is your equity selection process?
The Fund only invests in Blue Chip high yielding equities. There is no small company risk or stocks that do not pay a dividend.

How do you divide research responsibilities in the team?
Ian Williams has overall management responsibilities for the Fund – his expertise is well respected in the fixed income sector having managed top performing Gilt Funds in his career. Terry Farrow has in-depth Institutional experience having run the FRN desk at Standard Chartered Bank. He also harnesses experience reviewing the broader global macro backdrop to International markets.

What type of investors would this appeal to?
The Fund should appeal to any investor who has a requirement to hold Bonds but wants to minimise the potential losses should a bear market in bonds develop.

What are the risks?
Like all bond funds, the value of this investment and the income from it can go down as well as up. Past performance should not be a guide to future performance as market conditions, inflation, changes in interest rates can affect investor returns.



Key Points

- Invests only in short dated UK conventional gilts, FRNs and high yielding UK Equities (or cash up to 10%)
- Still aims to pay a competitive yield compared to its peers
- Designed for a period of rising interest rates and capital preservation in a market with a lot of asymmetric risk
- UK ICVC with daily valuations and daily dealing
- The current investment team has been managing the Fund since launch

Fund Details

Launched: 01 November 2017
IA Sector: IA Strategic Bond Sector
Suitable for: Regular savings, SIPPs, SSAS, ISA's & ISA transfers
Minimum Investment: £1,000 (Institutional)
Initial Charge: 0% Institutional
Annual Management Charge: 1% (institutional)
OCF: X.XX% (institutional) (as at XX June 2017)
Dividend and payment dates: February (interim) and August (final)

Service providers

Manager / Authorised Corporate Director :
Host Capital Ltd, PO Box 9142, Wimborne, BH21 9HQ

Depository: Citibank International PLC

Dealing Line: 01202 802 900

Email: customerservice@investoras.co.uk

Fund Codes

Institutional Accumulation (I ACC)

Bloomberg: HCCSBIA LN EQUITY
Thomson Reuters: LPXXXXXXX
ISIN: GB00BD9GLM88
SEDOL: BD9GLM8

Institutional Income (I INC)

Bloomberg: HCCSBII LN EQUITY
Thomson Reuters: LPXXXXXXX
ISIN: GB00BD9GLN95
SEDOL: BD9GLN9

Retail Accumulation (A ACC)

Bloomberg: HCCSBAA LN Equity
Thomson Reuters: LPXXXXXXX
ISIN: GB00BD9GRC01
SEDOL: BD9GRC0

Retail Income (A INC)

Bloomberg: HCCSBAI LN EQUITY
ISIN: GB00BD9GLL71
SEDOL: BD9GLL7

Sales enquiries

Charteris Treasury Portfolio Managers Ltd
8/9 Lovat Lane, London EC3R 8DW

Damian Harrison, Head of Business Development
E: DH@charteris.co.uk
T: +44 (0)20 7220 9780
www.charteris.co.uk

Investment Manager

Charteris Treasury Portfolio Managers Ltd
8/9 Lovat Lane, London EC3R 8DW

Ian Williams, Chairman & CEO
E: iw@charteris.co.uk
T: +44 (0)20 7220 9780

Authorised and regulated by the Financial Conduct Authority (FCA)

Available on the following platforms

Important Information

Past performance should not be as guide to future performance. All performance information is based on the Institutional Accumulation class unless stated otherwise. The value of this investment and the income from it can go down as well as up, it may be affected by exchange rate variations, and you may not get back the amount invested. The outlook expressed in this brochure represents the views of the Investment Manager at the time of preparation and should not be interpreted as investment advice. The asset split detailed within the brochure are correct as at reporting period and are subject to change, whilst operating within the objectives of the Fund. This document should be read in conjunction with the Fund's Key Investor Information document (KIID), which will exclusively form the basis of any application and the Fund's prospectus. A comprehensive list of risk factors is detailed in the KIID and the Principal Prospectus and an investment should not be contemplated until the risks are fully considered and understood. Current tax levels and reliefs will depend on your individual circumstances and details are also contained in the Key features (including the KIID and Principal Prospectus). If you are unsure of the suitability of this investment, please contact your Financial Adviser (if applicable). This brochure is issued by Charteris Treasury Portfolio Managers Ltd. The KIID and Prospectus are available from the ACD Host Capital Ltd at www.hostcapital.com or Charteris at www.charteris.co.uk.